

Course: ParallelScientificComputing001C1252: MATH6370-001C-1252-MATH6370 Sect 001C 1252 : Daniel Reynolds

Instructor: Daniel Reynolds *

Response Rate: 4/5 (80.00 %)

1 - Your feedback helps improve teaching at SMU. The following questions are asked for all SMU courses. Please give thoughtful consideration to each question.

The instructor clearly defined and explained the course objectives and expectations.

Response Option			Weight	Frequency	Percent	Percent Responses	Means										
Strongly disagree			(1)	0	0.00%												
Disagree			(2)	0	0.00%												
Neither agree nor disagree			(3)	0	0.00%												
Agree			(4)	0	0.00%												
Strongly agree			(5)	4	100.00%												
						0	25	50	100	Question		Department		School			
Response Rate		Mean	STD	Median	Department		Mean	STD	Median	School		Mean	STD	Median			
4/5 (80.00%)		5.00	0.00	5.00	447		4.25	0.99	5.00	8685		4.42	0.94	5.00			

1 - Your feedback helps improve teaching at SMU. The following questions are asked for all SMU courses. Please give thoughtful consideration to each question.

The instructor utilized class time effectively.

Response Option			Weight	Frequency	Percent	Percent Responses		Means					
Strongly disagree			(1)	0	0.00%								
Disagree			(2)	0	0.00%								
Neither agree nor disagree			(3)	0	0.00%								
Agree			(4)	0	0.00%								
Strongly agree			(5)	4	100.00%								
						0	25	50	100	Question	Department	School	
Response Rate		Mean	STD	Median	Department	Mean	STD	Median	School	Mean	STD	Median	
4/5 (80.00%)		5.00	0.00	5.00	449	4.20	1.11	5.00	8661	4.39	0.97	5.00	

1 - Your feedback helps improve teaching at SMU. The following questions are asked for all SMU courses. Please give thoughtful consideration to each question.

The instructor was available to answer questions inside and outside of class.

Response Option				Weight	Frequency	Percent	Percent Responses	Means										
Strongly disagree				(1)	0	0.00%												
Disagree				(2)	0	0.00%												
Neither agree nor disagree				(3)	0	0.00%												
Agree				(4)	0	0.00%												
Strongly agree				(5)	4	100.00%												
							0	25	50	100	Question		Department		School			
Response Rate		Mean	STD	Median	Department		Mean	STD	Median	School		Mean	STD	Median				
4/5 (80.00%)		5.00	0.00	5.00	447		4.33	0.94	5.00	8635		4.46	0.89	5.00				

1 - Your feedback helps improve teaching at SMU. The following questions are asked for all SMU courses. Please give thoughtful consideration to each question.

The course was intellectually challenging or thought-provoking.

Response Option		Weight	Frequency	Percent	Percent Responses	Means						
Strongly disagree		(1)	0	0.00%								
Disagree		(2)	0	0.00%								
Neither agree nor disagree		(3)	0	0.00%								
Agree		(4)	1	25.00%								
Strongly agree		(5)	3	75.00%								
					0	25	50	100	Question	Department	School	
Response Rate		Mean	STD	Median	Department	Mean	STD	Median	School	Mean	STD	Median
4/5 (80.00%)		4.75	0.50	5.00	446	4.41	0.89	5.00	8647	4.45	0.90	5.00


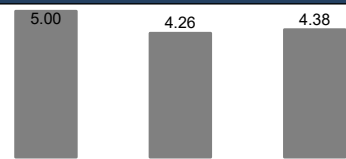

Course: ParallelScientificComputing001C1252: MATH6370-001C-1252-MATH6370 Sect 001C 1252 : Daniel Reynolds

Instructor: Daniel Reynolds *

Response Rate: 4/5 (80.00 %)


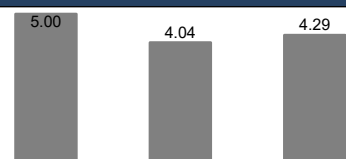
1 - Your feedback helps improve teaching at SMU. The following questions are asked for all SMU courses. Please give thoughtful consideration to each question.

The course helped me to develop knowledge or skills.

Response Option			Weight	Frequency	Percent	Percent Responses	Means													
Strongly disagree			(1)	0	0.00%															
Disagree			(2)	0	0.00%															
Neither agree nor disagree			(3)	0	0.00%															
Agree			(4)	0	0.00%															
Strongly agree			(5)	4	100.00%															
																				
02550100													Question		Department		School			
Response Rate		Mean	STD	Median	Department		Mean	STD	Median	School		Mean	STD	Median						
4/5 (80.00%)		5.00	0.00	5.00	447		4.26	1.01	5.00	8635		4.38	0.97	5.00						


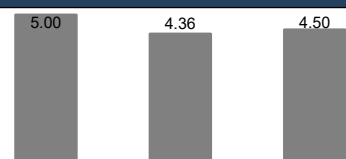
1 - Your feedback helps improve teaching at SMU. The following questions are asked for all SMU courses. Please give thoughtful consideration to each question.

The instructor presented the course content effectively.

Response Option				Weight	Frequency	Percent	Percent Responses		Means									
Strongly disagree				(1)	0	0.00%												
Disagree				(2)	0	0.00%												
Neither agree nor disagree				(3)	0	0.00%												
Agree				(4)	0	0.00%												
Strongly agree				(5)	3	100.00%												
							0	25	50	100	Question		Department		School			
Response Rate		Mean	STD	Median	Department		Mean	STD	Median	School		Mean	STD	Median				
3/5 (60.00%)		5.00	0.00	5.00	441		4.04	1.20	4.00	8623		4.29	1.08	5.00				

1 - Your feedback helps improve teaching at SMU. The following questions are asked for all SMU courses. Please give thoughtful consideration to each question.

The instructor fostered an academic environment that was respectful to students.

Response Option				Weight	Frequency	Percent	Percent Responses	Means						
Strongly disagree				(1)	0	0.00%								
Disagree				(2)	0	0.00%								
Neither agree nor disagree				(3)	0	0.00%								
Agree				(4)	0	0.00%								
Strongly agree				(5)	4	100.00%								
							0	25	50	100	Question	Department	School	
Response Rate		Mean	STD	Median	Department		Mean	STD	Median	School		Mean	STD	Median
4/5 (80.00%)		5.00	0.00	5.00	450		4.36	0.98	5.00	8600		4.50	0.90	5.00

2 - What two or three elements of this course contributed most to your learning?

Response Rate 4/5 (80%)

- Makefile, openmp, MPI
- This course significantly enhanced my coding capabilities, allowing for direct implementation in my research workflows.
- *Lab practical submissions are more valuable to practice the theories *Well organized notes are very helpful to understand the course
- Great coverage of Serial, OpenMP, MPI concepts

3 - What two or three suggestions would you make to improve this course in the future?



Response Rate 2/5 (40%)

- offer more project selections
- The first three topics were quite extensive, and I am not sure how much of the content I can retain from Kokkos

Course: ParallelScientificComputing001C1252: MATH6370-001C-1252-MATH6370 Sect 001C 1252 : Daniel Reynolds
Instructor: Daniel Reynolds *
Response Rate: 4/5 (80.00 %)



4 - The following questions are specifically for Dedman College of Humanities and Sciences courses.

10. The instructor provided meaningful and timely feedback on my progress/work in the course.

Response Option		Weight	Frequency	Percent	Percent Responses	Means								
Strongly disagree		(1)	0	0.00%			4.75		4.13		4.30			
Disagree		(2)	0	0.00%										
Neither agree nor disagree		(3)	0	0.00%										
Agree		(4)	1	25.00%										
Strongly agree		(5)	3	75.00%										
					0	25	50	100	Question	Department		School		
Response Rate		Mean	STD	Median	Department		Mean	STD	Median	School		Mean	STD	Median
4/5 (80.00%)		4.75	0.50	5.00	431		4.13	1.06	4.00	7529		4.30	1.00	5.00

5 - Please answer the following.

11. Outside of class time, on average how many hours per week did you spend on this course?

Response Option				Weight	Frequency	Percent	Percent Responses	Means						
Less than 3 hours				(1)	1	25.00%								
3 – 5 hours				(2)	0	0.00%								
5 – 7 hours				(3)	1	25.00%								
7 – 9 hours				(4)	1	25.00%								
More than 9 hours				(5)	1	25.00%								
							0	25	50	100	Question	Department	School	
Response Rate		Mean	STD	Median	Department		Mean	STD	Median	School		Mean	STD	Median
4/5 (80.00%)		3.25	1.71	3.50	440		2.76	1.19	3.00	7649		2.32	1.09	2.00